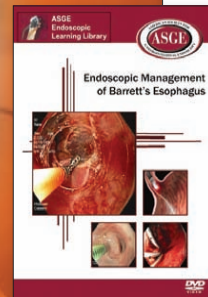
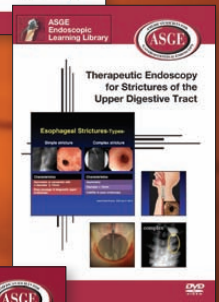
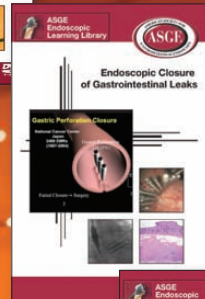
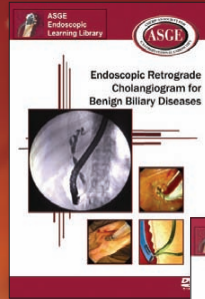




# Endoscopic Learning Library



Endoscopy's most comprehensive DVD collection

order online today at [www.asge.org](http://www.asge.org)

## Product Index

### New for 2010!

Set of Four New DVDs for 2010 (DV044-DV047) . . . . . 3

### Advanced Imaging

Image Enhanced Endoscopy . . . . . 4

### Colonoscopy

Colonoscopy Technique: Basic and Advanced . . . . . 4

Diagnosis of Flat and Depressed Colorectal Neoplasms . . . . . 4

Colonoscopic Polypectomy . . . . . 4

Endoscopic Approach to Hemorrhoids . . . . . 4

### EMR & ESD

Endoscopic Submucosal Dissection for Gastric Superficial Tumors . . . . . 5

Endoscopic Mucosal Resection . . . . . 5

### ERCP

**NEW!** Endoscopic Retrograde Cholangiogram for Benign Biliary Diseases . . . . . 5

Techniques of Endoscopic Therapy in Pancreatic Disorders . . . . . 5

Endoscopic Papillectomy for Tumors of the Major Duodenal Papilla . . . . . 5

Biliary Access Techniques for ERCP: From Basic to Advanced . . . . . 6

ERCP Set . . . . . 6

### EUS

Therapeutic EUS . . . . . 6

EUS Guided Tissue Sampling Techniques: Cytology & Biopsy . . . . . 6

EUS In Hand . . . . . 6

EUS Set . . . . . 6

### GI Bleeding

Endoscopic Management of Variceal Hemorrhage in Cirrhosis . . . . . 7

Techniques of Hemostasis for Non-variceal Upper Gastrointestinal Bleeding . . . . . 7

Endoscopic Interpretation and Therapy of Severe Lower GI Bleeding . . . . . 7

### Small Intestine

Double-Balloon Endoscopy for Diagnosis and Treatment of Small Intestinal Diseases . . . . . 7

### Upper GI Endoscopy

**NEW!** Endoscopic Management of Barrett's Esophagus . . . . . 8

Endoscopic Treatments of Early Esophageal Cancer and Early Neoplasia in Barrett's Esophagus . . . . . 8

Endoscopy in the Bariatric Patient . . . . . 8

Bariatric Surgery – An Instructional Program for GI Endoscopists . . . . . 8

Diagnosis and Treatment of Early Gastric Cancer . . . . . 8

Endoscopic Removal of Foreign Bodies in Upper Gastrointestinal Tract . . . . . 9

Endoscopic Techniques for Enteral Access in Nutritional Support . . . . . 9

Bariatrics Set . . . . . 9

### Other

**NEW!** Endoscopic Closure of Gastrointestinal Leaks . . . . . 9

**NEW!** Therapeutic Endoscopy for Strictures of the Upper Digestive Tract . . . . . 9

Full Endoscopic Learning Library (DV005-DV047) . . . . . 9

### Physician Resources

Gastrointestinal Endoscopy Self-Assessment Program, 6th Edition (GESAP VI) . . . . . 10

ASGE Patient Education DVD – Colonoscopy and Upper Endoscopy: What Patients Can Expect Before, During and After a Procedure . . . . . 10

ASGE's **Endoscopic Learning Library** features endoscopy's most comprehensive DVD collection. Each DVD features full-color, live-action educational material on the most current topics available. Select a topic of interest or purchase the entire library. These DVDs will complement and expand your knowledge base, and are ideal for practicing gastroenterologists, gastroenterology fellows and trainees, medical residents, physician assistants, and nurses.

Continuing Medical Education: ASGE is accredited by the Accreditation Council for Continuing Medical Education to provide continuing medical education for physicians.

ASGE designates these educational activities for the stated maximum number of *AMA PRA Category 1 Credits™*. Participants should only claim credit commensurate with the extent of their participation in the activity.

For more information about claiming *AMA PRA Category 1 Credit™* for activities in the Endoscopic Learning Library, visit [www.asge.org](http://www.asge.org).



### Four New DVDs for 2010!

- Endoscopic Retrograde Cholangiogram for Benign Biliary Diseases, see description on page 5
- Endoscopic Management of Barrett's Esophagus, see description on page 8
- Endoscopic Closure of Gastrointestinal Leaks, see description on page 9
- Therapeutic Endoscopy for Strictures of the Upper Digestive Tract, see description on page 9

### Set of Four New DVDs for 2010 (DV044-DV047)

DV202 Member . . . . . \$395  
DV202 Non-Member . . . . . \$550

order online today at [www.asge.org](http://www.asge.org)

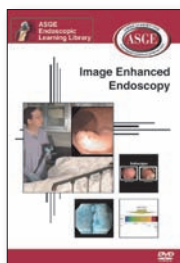
Advanced Imaging

**Image Enhanced Endoscopy**

(2008 ASGE AV Award Winner)

Roy M. Soetikno, MD, and Tonya Kaltenbach, MD

Topics covered in this high-definition video include, but are not limited to, high-resolution versus high-definition imaging, sprayed dye-based image enhancement versus electronically-enhanced imaging, identification of mucosal patterns and mucosal



vascular details highlighted by IEE, and the use of spray catheters and caps in IEE. Also featured are the complementarities of dye spraying and electronic image enhancement in the detection of metaplasia and neoplasia, applications in inflammatory bowel disease, and co-utilization of IEE with advanced mucosal resection techniques.

[2008 – TRT 36:00] 0.50 CME Credit

DV037 Member . . . . . \$125

DV037 Non-Member . . . . . \$175

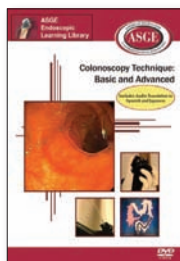
Colonoscopy

**Colonoscopy Technique: Basic and Advanced**

Includes audio translations in Spanish and Japanese.

Douglas K. Rex, MD, FASGE

This instructional video provides a detailed explanation and review of colonoscopy technique. Topics covered include the informed consent process, selection of colonoscope (pediatric vs. adult, etc.), control of tip deflection, recognition of anatomic landmarks, principles of safe and successful insertion, terminal ileal intubation, how sedation influences insertion, maintaining safety during insertion, withdrawal technique, and the approach to the very difficult colonoscopy. (Polypectomy is covered in DV030.)



[2007 – TRT 1:22:00] 1.25 CME Credits

DV029 Member . . . . . \$125

DV029 Non-Member . . . . . \$175

**Diagnosis of Flat and Depressed Colorectal Neoplasms**

Roy M. Soetikno, MD, Jennifer Barro, MD, Shai Friedland, MD, Suzanne Matsui, MD, Robert Rouse, MD, and Takahiro Fujii, MD

This DVD describes and demonstrates the endoscopic features, classification, detection, evaluation, and treatment of flat and depressed colorectal neoplasms.

[2004 – TRT 18:00] 0.25 CME Credit

DV016 Member . . . . . \$59

DV016 Non-Member . . . . . \$99

**Colonoscopic Polypectomy**

Douglas K. Rex, MD, FASGE

This educational DVD reviews colorectal polyp evaluation and treatment in detail. Polypectomy technique for resection of large, small, and difficult polyps is discussed and demonstrated. Ancillary techniques reviewed include detachable snares, clipping and tattooing. Current post-polypectomy surveillance is discussed. Viewers will be able to identify indications and techniques for polypectomy using cold forceps, hot forceps, cold snaring and hot snaring, piecemeal technique, submucosal injection, tattooing, argon plasma coagulation, clipping, and detachable snares, and polyp retrieval tools; recognize the principal complications of polypectomy; maximize safety during polypectomy; identify visual cues to polyp histology; and make recommendations for follow-up of colorectal polyps after polypectomy.

[2007 – TRT 2:43:00] 2.75 CME Credits

DV030 Member . . . . . \$125

DV030 Non-Member . . . . . \$175

**Endoscopic Approach to Hemorrhoids**

Rome Jutabha, MD, Tonya Kaltenbach, MD, and Roy M. Soetikno, MD

This educational DVD focuses on the safe, effective, and well tolerated endoscopic therapy of symptomatic hemorrhoids.

[2006 – TRT 28:02] 0.50 CME Credit

DV027 Member . . . . . \$75

DV027 Non-Member . . . . . \$115

EMR & ESD

**Endoscopic Submucosal Dissection for Gastric Superficial Tumors**

Joo Young Cho, MD, In Seop Jung, MD, Chang Beom Ryu, MD, and Chan Sup Shim, MD

Identifies appropriate indications and techniques of endoscopic submucosal dissection of superficial gastric tumors, including detecting the tumor margin, marking, incision, dissection, acquisition of specimen, management of specimen, and the treatment of complications.

[2006 – TRT 21:00] 0.50 CME Credit

DV024 Member . . . . . \$59

DV024 Non-Member . . . . . \$99

**Endoscopic Mucosal Resection**

Endoscopic Resection of Large Colorectal Polyps [TRT 22:48] Eisai Cho, MD

Endoscopic Mucosal Resection Using a Cap Technique

[2000 – TRT 20:00] Haruhiro Inoue, MD, FASGE

Endoscopic Mucosal Resection Using a Free-Hand Technique

[1998 – TRT 12:30] Hironori Yamamoto, MD

Non-lifting Sign for Invasive Colorectal Cancer [1998 – TRT 10:15] Yoshiharu Uno, MD

1.50 CME Credits

DV005 Member . . . . . \$59

DV005 Non-Member . . . . . \$99

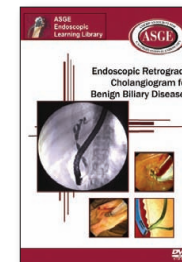
ERCP

**Endoscopic Retrograde Cholangiogram for Benign Biliary Diseases**



Anthony Yuen Bun Teoh, MD, FRCS, Philip Wai Yan Chiu, MD, FRCS, Charing Ching Ning Chong, MRCS, Joseph Jao Yiu Sung, MD, PhD, James Yun Wong Lau, FRCS, Enders Kwok Wai Ng, MD, FRCS

This video provides viewers a comprehensive presentation of the latest knowledge and demonstration of ERC in the treatment of benign hepatobiliary diseases, including management of common bile duct stones, surgical biliary complications, benign biliary strictures, primary sclerosing cholangitis, and sphincter of Oddi dysfunction.



**System Requirements:**

This DVD is best viewed on a widescreen television. Due to computer video card and DVD player software differences, text appearing in this video may appear blurred.

[2010 – TRT 1:09:00] 1.00 CME Credit

DV044 Member . . . . . \$125

DV044 Non-Member . . . . . \$175

**Techniques of Endoscopic Therapy in Pancreatic Disorders**

Kapil Gupta MD, MPH, Timothy P. Kinney, MD, and Martin L. Freeman, MD, FASGE

This DVD provides a detailed technical presentation of approaches to pancreatic therapy including ERCP, and adjunctive therapies such as EUS rendezvous, and extracorporeal shock wave lithotripsy. Also addressed are the associated risks and complexities of these techniques and the supporting infrastructure and background required.

[2009 – TRT 1:22:00] 1.50 CME Credits

DV043 Member . . . . . \$99

DV043 Non-Member . . . . . \$139

**Endoscopic Papillectomy for Tumors of the Major Duodenal Papilla**

Tae Yoon Lee, MD, Myung-Hwan Kim, MD, Sang Soo Lee, MD, Dong Wan Seo, MD, and Sung Koo Lee, MD

This video provides a comprehensive spectrum of ampullary neoplasms of the papilla of Vater, with detailed video footage of endoscopic resection techniques. Featured in the video are several endoscopic papillary excision methods, their indications, important caveats in pre-excision evaluation, technical issues pertinent to endoscopic excision, follow-up imaging, and complications of endoscopic papillectomy.

[2008 – TRT 16:00] 0.25 CME Credit

DV038 Member . . . . . \$59

DV038 Non-Member . . . . . \$99

ECRP

**Biliary Access Techniques for ERCP: From Basic to Advanced**

Martin L. Freeman, MD, and Kapil Gupta, MD, MPH

This program offers viewers a comprehensive presentation of biliary cannulation and access techniques for ERCP ranging from basic to very advanced. All of the major techniques for biliary cannulation are presented in detail, including traditional methods, guidewire cannulation, and particular emphasis on newer approaches including pancreatic guidewire and pancreatic stent-assisted techniques. Throughout this DVD, pros and cons, and risks and benefits of each technique are discussed. Adaptation of technique to individual patients and their anatomy is emphasized.

[2007 – TRT 1:03:21] 1.0 CME Credit

DV035 Member . . . . . \$125  
 DV035 Non-Member . . . . . \$175

**ERCP Set**

Includes DV035, DV038, DV043 & DV044 at a discounted price.

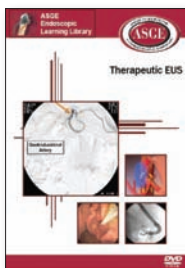
DV206 Member . . . . . \$365  
 DV206 Non-Member . . . . . \$525

EUS

**Therapeutic EUS**

Michael J. Levy, MD, and Mark D. Topazian, MD, FASGE

This video encompasses many aspects of therapeutic ultrasound, covering established and emerging techniques. Topics discussed include celiac plexus interventions; drainage of pancreatic fluid collections; pancreaticobiliary access and drainage; and therapy of gastrointestinal bleeding.



[2009 – TRT 1:22:00] 1.50 CME Credits

DV042 Member . . . . . \$125  
 DV042 Non-Member . . . . . \$175

**EUS Guided Tissue Sampling Techniques: Cytology & Biopsy**

Henning Gerke, MD, Maged K. Rizk, MD, Kerry A. Proctor, MD, Gail C. Crowe, RN, and Mary C. Bartley, RN

This video discusses the use of endoscopic ultrasound to obtain fine needle aspiration samples for cytology and trucut biopsy for histology. Indications, contraindications and complications of each procedure are reviewed, as well as the methods employed in handling each specimen type.

[2008 – TRT 35:52] 0.50 CME Credit

DV040 Member . . . . . \$99  
 DV040 Non-Member . . . . . \$139

**EUS In Hand**

(2007 ASGE AV Award Winner)  
 John Meenan, MD, and Charles Vu, MD

This interactive CD-ROM program takes a staged approach to performing both radial and linear endoscopic ultrasound of the upper gastrointestinal tract. Each module deals with a specific aspect of EUS, including anatomical regions, common pathologies, how to perform FNA and Trucut biopsy and the use of specialized equipment. A step-by-step guide is provided with representative snapshot images. Narrated videos and animations detail difficult areas of EUS, such as performing duodenal studies, finding the portal confluence and staging pancreatic tumors. Pre-formatted files suitable for downloading to Palm OS (or Palm Pilot equivalent) handheld devices are included. (Interactive. Estimated 240 minutes for the average endoscopist to complete; 2007)

[2007] 4.0 CME Credits

DV031 Member . . . . . \$99  
 DV031 Non-Member . . . . . \$139

**EUS Set**

Includes DV031, DV040 & DV042 at a discounted price.

DV207 Member . . . . . \$289  
 DV207 Non-Member . . . . . \$405

GI Bleeding

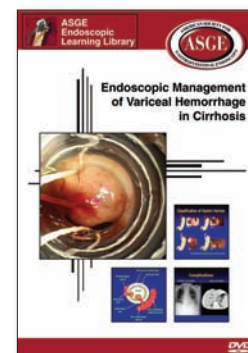
**Endoscopic Management of Variceal Hemorrhage in Cirrhosis**

(2009 ASGE AV Award Winner)  
 Soung Won Jeong, MD, Joo Young Cho, MD, Jae Young Jang, MD, Won Young Cho, MD, Gene Hyun Bok, MD, Hong Su Kim, MD, Jin Oh Kim, MD, and Joon Seong Lee, MD

Gastroesophageal varices (GEV) are present in approximately 50% of patients with cirrhosis. GEV hemorrhage is the most common lethal complication of cirrhosis, occurring in ~20% if untreated. This video focuses on the endoscopic management of esophageal varices, and includes sections on endoscopic screening, prophylaxis and the acute management of patients with variceal hemorrhage.

[2009 – TRT 26:00] 0.50 CME Credit

DV041 Member . . . . . \$99  
 DV041 Non-Member . . . . . \$139



**Techniques of Hemostasis for Non-variceal Upper Gastrointestinal Bleeding**

Louis M. Wong Kee Song, MD, Elizabeth Rajan, MD, and Christopher J. Gostout, MD, FASGE

This video provides an updated review of currently available hemostatic devices and appropriate techniques for their utilization in the management of non-variceal UGI bleeding using the latest treatment paradigms.

[2008 – TRT 36:00] 0.50 CME Credit

DV036 Member . . . . . \$125  
 DV036 Non-Member . . . . . \$175

**Endoscopic Interpretation and Therapy of Severe Lower GI Bleeding**

Roy M. Soetikno, MD, Tonya Kaltenbach, MD, Peter B. Kelsey, MD, and Kenneth R. McQuaid MD, FASGE

Lower gastrointestinal bleeding is common, accounting for approximately 30% of all major GI bleeding. The approach to lower GI bleeding is controversial. Recent studies have shown that urgent colonoscopy can be safe and therapeutic. The purpose of this educational program is to describe the art and science of the endoscopic management of patients with acute severe lower GI bleeding.

[2007 – TRT 33:13] 0.50 CME Credit

DV032 Member . . . . . \$75  
 DV032 Non-Member . . . . . \$115

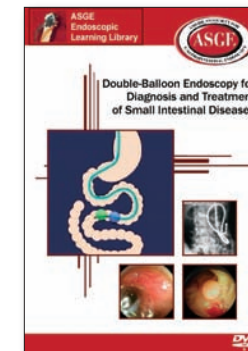
Small Intestine

**Double-Balloon Endoscopy for Diagnosis and Treatment of Small Intestinal Diseases**

Tomonori Yano, MD, Yoshikazu Hayashi, MD, and Hironori Yamamoto, MD

Double-balloon endoscopy and capsule endoscopy have allowed endoscopic observation of the entire small intestine. However, there are distinct advantages of double-balloon enteroscopy as compared to capsule endoscopy. This video helps to understand the rationale behind the double-balloon method, to identify endoscopic findings of various types of small intestinal diseases, and demonstrates techniques for endoscopic treatments in the small intestine.

[2006 – TRT 15:00] 0.25 CME Credit

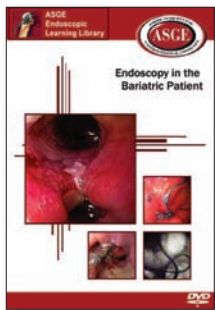
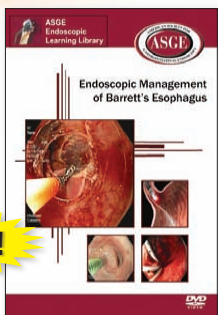


DV025 Member . . . . . \$59  
 DV025 Non-Member . . . . . \$99

Upper GI Endoscopy

Upper GI Endoscopy

**NEW!**



**Endoscopic Management of Barrett's Esophagus**

Deepak Agrawal, MD, Srikrishna Vemana, MD, Amitabh Chak, MD, FASGE

In the past few years, multiple new endoscopic techniques have evolved for ablation of dysplasia in Barrett's esophagus. This video provides viewers with a comprehensive presentation of the endoscopic diagnosis and treatment techniques for Barrett's esophagus, including endoscopic mucosal resection, multipolar electrocoagulation, argon plasma coagulation, photodynamic therapy, radiofrequency ablation and cryotherapy.

[2010 – TRT 1:27:00] 1.50 CME Credits

DV047 Member .....\$99  
DV047 Non-Member .....\$139

**Endoscopic Treatments of Early Esophageal Cancer and Early Neoplasia in Barrett's Esophagus**

Tae Hee Lee, MD, Ik Sung Choi, MD, Hyun Gun Kim, MD, Kyu Sung Chung, MD, Young Koog Cheon, MD, So Young Jin, MD, and Joo Young Cho, MD

This video covers the various endoscopic treatments that have been applied to early esophageal cancer, including early neoplasia in Barrett's esophagus. In this video, the expert authors present this complex topic in two ways: by clearly depicting endoscopic features of this disorder and its endoscopic treatment in detailed video footage, and by providing a comprehensive and thorough review of the literature featuring outstanding graphics that demonstrate and support the various endoscopic management options.

[2008 – TRT 28:00] 0.50 CME Credit

DV039 Member .....\$99  
DV039 Non-Member .....\$139

**Endoscopy in the Bariatric Patient**

(2006 ASGE AV Award Winner)  
Christopher C. Thompson, MD, MSc, FASGE

This interactive DVD tutorial illustrates normal post-bypass anatomy and common abnormal findings. It also highlights basic and advanced endoscopic techniques applicable to the bariatric patient.

[2006 – TRT 2:30:00] 2.5 CME Credits

DV023 Member .....\$59  
DV023 Non-Member .....\$99

**Bariatric Surgery – An Instructional Program for GI Endoscopists**

Christopher Huang, MD, R. Armour Forse, MD, PhD, and Francis A. Farraye, MD, MSc, FASGE

This instructional DVD provides information on major bariatric operations along with video clips demonstrating normal anatomy and commonly encountered post-operative complications.

[2004 – TRT 30:00] 0.50 CME Credit

DV018 Member .....\$59  
DV018 Non-Member .....\$99

**Diagnosis and Treatment of Early Gastric Cancer**

(2005 ASGE AV Award Winner)  
Hisanao Hamanaka, MD, Takuji Gotoda, MD, Ronald Yeh, MD, and Roy M. Soetikno, MD

Worldwide, gastric cancer has the highest mortality among all gastrointestinal cancers and second only to lung cancer. When identified early, gastric cancer can often be cured. This educational DVD highlights the important features of early gastric cancer through the use of video tutorial and photo library. In addition, endoscopic treatment options for early gastric cancer will be discussed.

[2005 – TRT 27:00] 0.50 CME Credit

DV011 Member .....\$59  
DV011 Non-Member .....\$99

**Endoscopic Removal of Foreign Bodies in Upper Gastrointestinal Tract**

Chan Sup Shim, MD, Sang Woo Cha, MD, Joo-Young Cho, MD, Joon Seong Lee, MD, and Moon-Sung Lee, MD

While 80 - 90% of foreign bodies pass spontaneously, 10 - 20% require nonoperative intervention. Learn the tricks of the trade with this DVD that addresses indications, risks, tools, and techniques.

[TRT 18:50]

DV021 Member .....\$59  
DV021 Non-Member .....\$99

**Endoscopic Techniques for Enteral Access in Nutritional Support**

Stephen A. McClave, MD, FASGE, and Mark H. DeLegge, MD, FASGE

This DVD provides a brief description of basic techniques of endoscopic enteral access device placement and modification of these techniques based on specific patient situations.

[2001 – TRT 36:30]

DV022 Member .....\$59  
DV022 Non-Member .....\$99

**Bariatrics Set**  
Includes DV018 & DV023 at a discounted price.

DV204 Member .....\$99  
DV204 Non-Member .....\$139

Other

**Endoscopic Closure of Gastrointestinal Leaks**

(2010 AV Award Recipient)  
Gottumukkala S. Raju, MD, FASGE, Hisatomo Ikehara, MD, Tonya R. Kaltenbach, MD, Takuji Gotoda, MD, Roy M. Soetikno, MD

Endoscopic perforation is a serious complication. This video provides a comprehensive review of the endoscopic treatment of gastrointestinal leaks including the history of endoscopic closure, operation of available clips, principles of endoscopic perforation closure, techniques of closure of esophageal, gastric and colon perforations and the practical management of gastrointestinal perforation closure.

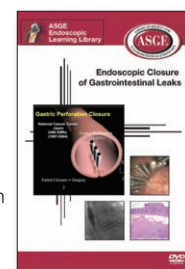
[2010 – TRT 1:01:00] 1.00 CME Credit

DV045 Member .....\$125  
DV045 Non-Member .....\$175

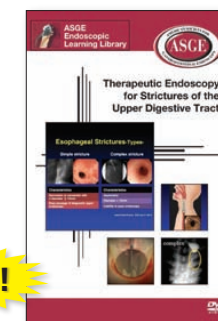
**Full Endoscopic Learning Library (DV005-DV047)**

DV200 Member .....\$1,925  
DV200 Non-Member .....\$2,850

**NEW!**



**NEW!**



**Therapeutic Endoscopy for Strictures of the Upper Digestive Tract**

(2010 AV Award Winner)  
Tae Hee Lee, MD, Joo Young Cho, MD, Gene Hyun Bok, MD, Il-Kwun Chung, MD, Tae Hoon Lee, MD, Youn Ho Jung, MD, Won Young Cho, MD, Hyun Gun Kim, MD, Jin Oh Kim, MD, Joon Seong Lee, MD

Strictures of the upper digestive tract are encountered in clinical practice and can pose a challenge to the gastroenterologist. Endoscopic therapy has become first line therapy for benign and malignant strictures. This video provides practical recommendations regarding indications and techniques for endoscopic treatment of upper digestive tract strictures focusing on dilation therapy, stent therapy and incisional therapy.

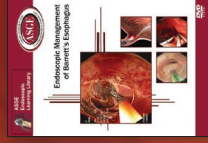
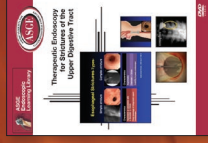
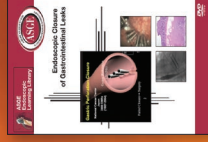
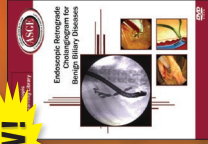
[2010 – TRT 1:13:00] 1.25 CME Credits

DV046 Member .....\$99  
DV046 Non-Member .....\$139



# ASGE Endoscopic Learning Library

**NEW!**



## Four New DVD's for 2010!



American Society for Gastrointestinal Endoscopy  
1520 Kensington Road, Suite 202  
Oak Brook, IL 60523